

THE REVIEW OF PHYSICAL CHEMISTRY OF JAPAN, VOL. 50, 1980

INTERPRETATION OF THE VOLUME OF ACTIVATION OF INORGANIC REACTIONS IN SOLUTION

By Rudi van Eldik and Hartwig Kelm

- Contents:
1. Introduction
 2. Volume quantities of chemical reactions in solution—definitions and determinations
 3. Interpretation of the volume of activation
 4. Volume of activation of inorganic reactions
 - 4-1. Substitution reactions
 - 4-2. Isomerization reactions
 - 4-3. Redox reactions
 - 4-4. Photochemical substitution reactions
 5. Concluding remarks

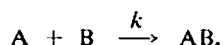
1. Introduction

The interpretation of activation and reaction volumes of organic systems in solution has received wide attention and was reviewed extensively in the past.¹⁻³⁾ In contrast, only a few summarizing papers on the elucidation of inorganic reaction mechanisms by high pressure kinetic studies have appeared.⁴⁻⁸⁾ A complete review on the activation volumes of the reactions of transition metal compounds in solution, is in press.⁹⁾ All these reports have clearly shown the usefulness of volume of activation data as a criterion for the discussion of mechanisms of reactions in solution.

In this paper we intend to give a critical appraisal of the interpretation of volumes of activation of inorganic reactions in solution, by illustrating the main arguments used in such interpretations and by emphasizing the problem areas. Therefore, this paper is by no means a complete review of the present status of high pressure inorganic mechanistic studies. We shall rather concentrate in our discussion on typical illustrative examples wherever these are available.

2. Volume Quantities of Chemical Reactions in Solution—Definitions and Determinations

If we consider a chemical reaction of the type



(Received September 24, 1980)

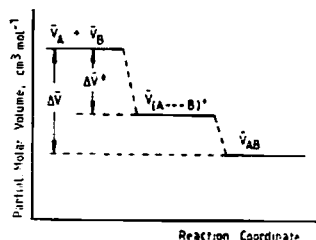
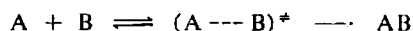


Fig. 1. Volume profile diagram for the reaction $A + B \rightleftharpoons (A \cdots B)^* \rightarrow AB$.

the simplest conceivable mechanism can be formulated according to the transition state theory¹⁰ as follows:



Such a reaction can in general be presented by a volume profile diagram as shown in Fig. 1. The magnitude and sign of the overall partial molar volume change, $\Delta \bar{V} = \bar{V}_{AB} - \bar{V}_A - \bar{V}_B$, and of the volume of activation, $\Delta \bar{V}^\ddagger = \bar{V}_{(A \cdots B)^*} - \bar{V}_A - \bar{V}_B$, depend on the nature of the chemical species involved and their environmental stabilization.

The reaction volume ($\Delta \bar{V}$) can be determined directly by dilatometry or can be estimated from a combination of the partial molar volumes of the reactant and product species according to the above expression. In turn, the partial molar volume of a stable species can be obtained by extrapolating the apparent molar volume to infinite dilution. The latter is usually determined from density measurements of dilute solutions using a digital densimeter. Certainly, $\Delta \bar{V}$ can also be derived from the pressure dependence of the equilibrium constant K according to $(d \ln K / dP)_T = -\Delta \bar{V} / RT$.

The volume of activation ($\Delta \bar{V}^\ddagger$) can only be determined from the effect of pressure on the rate constant (k) of the reaction under investigation, *i.e.*,

$$\Delta \bar{V}^\ddagger = -RT(d \ln k / dP)_T.$$

In principle $\Delta \bar{V}^\ddagger$ depends on pressure, *i.e.*, the slope of $\ln k$ versus P decreases with increase in pressure, and the compressibility coefficient of activation, $\Delta \beta^\ddagger$, has therefore been defined as

$$\Delta \beta^\ddagger = -(d \Delta \bar{V}^\ddagger / dP)_T.$$

In order to have a basis for comparison with other activation parameters, $\Delta \bar{V}^\ddagger$ values are normally reported at zero pressure. Since the actual relationship between k and P is unknown, various mathematical descriptions have been proposed,^{8,9,11} of which the following one has been used extensively to describe the pressure dependence of $\ln k$ for inorganic systems,

$$\ln k = a + bP + cP^2 = \ln k_0 + bP + cP^2.$$

For $P=0$ it follows that $\Delta \bar{V}_0^\ddagger = -bRT$ and $\Delta \beta^\ddagger = 2cRT$. It must, however, be emphasized that for systems in which $\Delta \bar{V}^\ddagger$ strongly depends on pressure, the selection of an appropriate $k=f(P)$ function leads to some fluctuations in the obtained values of $\Delta \bar{V}_0^\ddagger$.^{9,11}

Various instruments suitable for the measurement of k as a function of P have been

developed and reviewed in detail elsewhere.^{1,9)} In general, a pressurized batch reactor with a special sampling valve is used for the study of slow reactions under pressure, from which samples are taken at regular time intervals and analysed according to suitable analytical procedures.¹²⁾ For faster reactions, "*in-situ*" systems have been developed employing spectrophotometric, conductometric and NMR techniques,¹³⁻¹⁵⁾ which include the recent addition of high-pressure stopped flow and T-jump techniques.¹⁶⁻¹⁹⁾

Whatever the experimental procedure adopted for the determination of $\Delta \bar{V}^\ddagger$, it must be very accurate and highly reproducible. Precise temperature control is a further important requirement since the change in k with change in P is rather small *viz.*, approx. 20% per 500 bar for $\Delta \bar{V}^\ddagger = 10 \text{ cm}^3 \text{ mol}^{-1}$ compared to a change in k of approx. 15% per $^\circ\text{C}$ for $\Delta H^\ddagger = 20 \text{ kcal mol}^{-1}$.

3. Interpretation of Volume of Activation

It is generally accepted by high pressure kineticists that the experimentally observed $\Delta \bar{V}^\ddagger$ consists of two components: an intrinsic part ($\Delta \bar{V}_{\text{intr}}^\ddagger$), which describes the change in volume due to changes in bond lengths and angles, and a solvational part ($\Delta \bar{V}_{\text{sol}}^\ddagger$), which describes the change in volume due to changes in solvation during the activation process. For systems in which the solute-solvent interactions are predominantly of electrostatic nature, the solvation contribution is also referred to as electrostriction.

Experimentally, both contributions are measured simultaneously and $\Delta \bar{V}^\ddagger$ is a composite value. The sign of the two components can be predicted as illustrated by the simplified schemes in Fig. 2. $\Delta \bar{V}_{\text{intr}}^\ddagger$ is thus the indicative part relevant for the discussion of the intimate mechanism. In reactions of high polarity changes, $\Delta \bar{V}_{\text{sol}}^\ddagger$ may be much larger than $\Delta \bar{V}_{\text{intr}}^\ddagger$ and can in fact counteract and more than compensate the $\Delta \bar{V}_{\text{intr}}^\ddagger$ term. Thus additional measurements and/or theoretical estimations are then necessary to deduce the magnitude of $\Delta \bar{V}_{\text{sol}}^\ddagger$, in order to obtain the meaningful $\Delta \bar{V}_{\text{intr}}^\ddagger$ value.

One method of elucidating $\Delta \bar{V}_{\text{intr}}^\ddagger$ is to study the solvent dependence of $\Delta \bar{V}^\ddagger$ for reactions in which charge creation or charge quenching occurs during the activation process. In such

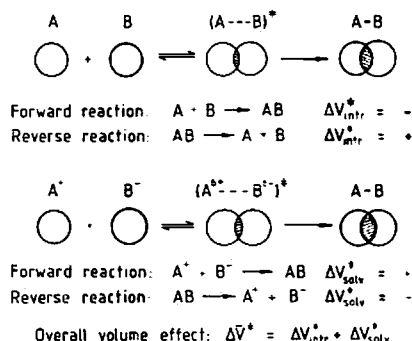


Fig. 2. Simplified examples to illustrate the sign of the components of $\Delta \bar{V}^\ddagger$.

cases $\Delta V_{\text{sol}}^{\ddagger}$, will contribute significantly to $\Delta \bar{V}^{\ddagger}$ and it is expected to be very sensitive towards the nature of the solvent. A suitable extrapolation of the $\Delta \bar{V}^{\ddagger}$ data as a function of solvent allows the estimation of $\Delta V_{\text{int}}^{\ddagger}$. Furthermore, theoretical descriptions of the solvent effects on the rates of reactions can be employed to predict $\Delta V_{\text{sol}}^{\ddagger}$ with some accuracy.²⁰⁾ If it is justified to assume that the electrostatic interaction of ionic charges and of dipoles contribute most to the main component of $\Delta V_{\text{sol}}^{\ddagger}$, equations proposed by Born and Kirkwood²¹⁾ can be used to describe the ionic and dipolar effects of such an interaction. It was illustrated that for reactions with strong dipolar changes the solvent dependence of $\Delta \bar{V}^{\ddagger}$ can be described by the solvent characterizing parameter $q_p = d[(D-1)/(2D+1)]/dP$, where D =dielectric constant of the medium. For the substitution reaction of *trans*-[Pt(py)₂(Cl)(NO₂)] with pyridine in CH₃NO₂, CH₃OH, C₂H₅OH and CH₂Cl₂, a plot of $\Delta \bar{V}^{\ddagger}$ versus q_p presented a straight line¹⁴⁾ with the intercept $\Delta V_{\text{int}}^{\ddagger}$. However, for many inorganic systems the solvent variation is often limited or even restricted by the solubility limits of the reactants in the respective solvents.

The evaluation of the compressibility coefficient, $\Delta \beta^{\ddagger}$, as an indication of the $\Delta V_{\text{sol}}^{\ddagger}$ contribution was suggested by Stranks.⁹⁾ It is accepted¹¹⁾ that $\Delta V_{\text{int}}^{\ddagger}$ is virtually pressure independent over the limited pressure range (up to 3 kbar) usually used for the determination of $\Delta \bar{V}^{\ddagger}$. However, $\Delta V_{\text{sol}}^{\ddagger}$ is expected to be pressure dependent and should therefore reflect as $\Delta \beta^{\ddagger}$, which can sometimes be correlated with the compressibility of the solvent.

At this point it should be emphasized that the experimental determination of $\Delta \beta^{\ddagger}$, *i. e.*, the pressure dependence of $\Delta \bar{V}^{\ddagger}$, is subjected to significant errors. In principle, such a determination is analogous to the measurement of the temperature dependence of ΔH^{\ddagger} (also second derivative) *i. e.*, ΔC_p^{\ddagger} , which can only be obtained from extraordinarily accurate rate data. However, one must keep in mind that the fundamental physical concept of the pressure dependence of the rate constant suggests that $\Delta \bar{V}^{\ddagger}$ should be pressure dependent and therefore larger effects are expected. Nevertheless, depending on the analytical method employed and the order of rate of the reaction concerned, the observed rate constants as a function of pressure may include relatively large errors. To distinguish between experimental error or curvature in the $\ln k$ versus P plots then becomes a matter of personal choice.²²⁾ This situation is very similar to the question of curvature or none curvature in the k_{obs} versus [entering ligand] plots for anation reactions of octahedral complex ions, which is considered as kinetic evidence for the participation of ion-pairs in the mechanism. Our own experience has shown that in some cases the rate data at $P \geq 500$ bar exhibit a perfect linear $\ln k$ versus P plot over the range investigated, but that the data points at lower pressures slightly deviate from this line. This could be attributed to a non-chemical phenomenon of no mechanistic meaning. With the experimental uncertainties in the $k=f(P)$ data it is probably advisable to only estimate the *minimum* values of $\Delta \beta^{\ddagger}$ and thus for $\Delta V_{\text{sol}}^{\ddagger}$, as obtained from the application of a linear correlation.

Asano²³⁾ recently suggested a new method to estimate $\Delta V_{\text{int}}^{\ddagger}$ directly from the pressure dependence of k in which the Tait equation is used to describe the isothermal compression of

the solvent. According to the derived equation

$$-\frac{RT}{P-1} \ln \frac{k_p}{k_1} = \Delta V_{\text{intr}}^{\ddagger} - \frac{\kappa}{P-1} \ln \frac{B+P}{B+1},$$

in which B is a characteristic solvent parameter, the left hand side is plotted against $\frac{1}{P-1} \ln \frac{B+P}{B+1}$ and $\Delta V_{\text{intr}}^{\ddagger}$ is then obtained directly from the intercept of the line. The advantage of this method is that $\Delta V_{\text{intr}}^{\ddagger}$ can be estimated in a fairly easy manner and one does not need to measure an extensive solvent-pressure dependence of the reaction. Asano tested his method with a number of inorganic and organic systems and obtained $\Delta V_{\text{intr}}^{\ddagger}$ values which appear to be realistic. Since $(dV/dP)_T$ is used by Asano as solvent characterizing parameter, his approach is expected to be primarily successful for non-polar reactions. In reactions with predominately electrostatic interactions, $(dD/dP)_T$ should be adopted as solvent describing parameter unless $(dV/dP)_T$ is proportional to $(dD/dP)_T$, which was shown to be valid for some solvents over a limited pressure range.

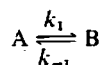
Another important variable to keep in mind in the interpretation of $\Delta \bar{V}^{\ddagger}$ values, is temperature. In general, $\Delta \bar{V}^{\ddagger}$ increases with increase in temperature based on the results obtained for a limited number of systems studied quantitatively in this respect. The results confirmed the Maxwell relation

$$-\left[\frac{d(\Delta \bar{V}^{\ddagger})}{dT} \right]_P = \left[\frac{d(\Delta S^{\ddagger})}{dP} \right]_T,$$

which is interpreted²⁴⁻²⁷⁾ as evidence for the existence of an equilibrium system and that no change in mechanism occurs over the investigated pressure and temperature ranges. Since $\Delta \bar{V}^{\ddagger}$ data are often obtained at quite different temperatures—the temperature mostly chosen with the intention to reach a reasonable time scale for the experiments—the comparison of their absolute values should be made with the necessary caution.

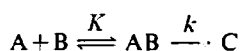
Likewise the influence of ionic strength on the value of $\Delta \bar{V}^{\ddagger}$ should be considered, especially when the latter is compared with reaction and partial molar volumes determined under completely different ionic strength conditions. At least it appears to be necessary to obtain some information about the sensitivity of $\Delta \bar{V}^{\ddagger}$ on ionic strength. In some cases, *viz.*, the anation of $\text{Cr}(\text{NH}_3)_5\text{OH}_2^{3+}$ by NCS^- ,²²⁾ and the hydrolysis of $\text{Pt}(\text{dien})\text{X}^+$ ($\text{X}=\text{Cl}, \text{Br}$),²⁸⁾ it was found that the influence of ionic strength is rather small and of the order of the experimental error involved in the measurement of $\Delta \bar{V}^{\ddagger}$, *i. e.*, *ca.* $1 \text{ cm}^3 \text{ mol}^{-1}$ for an increase in ionic strength of 1 M.

So far the determination and interpretation of $\Delta \bar{V}^{\ddagger}$ was based on the assumption of an elementary, one-step reaction going essentially to completion. However, in many cases more complicated reaction schemes are encountered with the consequence that additional care must be taken to separate the complex quantities. If for instance the system includes two first order opposing reactions



the observed rate constant $k_{\text{obs}} = k_1 + k_{-1}$, such that the measured $\Delta \bar{V}^\ddagger$ will be a composite of the volumes of activation for both reactions. A separation can only be achieved by either measuring the pressure dependence of both reactions separately, *i.e.* by adopting an initial rate procedure, or by measuring the pressure dependence of the overall equilibrium constant $K (= k_1/k_{-1})$, from which $\Delta \bar{V} = \Delta \bar{V}^\ddagger(k_1) - \Delta \bar{V}^\ddagger(k_{-1})$ can be obtained.

In many systems the rate-determining step is preceded by a rapid protonation/deprotonation or ion-pair formation equilibrium



such that $k_{\text{obs}} = kK$. For such a system the measured $\Delta \bar{V}^\ddagger$ equals $\Delta \bar{V}(K) + \Delta \bar{V}^\ddagger(k)$, and the required $\Delta \bar{V}^\ddagger(k)$ can only be obtained if $\Delta \bar{V}(K)$ is known. It follows that the interpretation of $\Delta \bar{V}^\ddagger$ for more complex mechanisms becomes rather difficult, and efforts should be made to simplify the investigated system and corresponding rate equations by studying individual steps separately.

More information concerning the interpretation of $\Delta \bar{V}^\ddagger$ for inorganic reaction system has been obtained from plots of $\Delta \bar{V}^\ddagger$ versus $\Delta \bar{V}$, and from volume equation calculations,^{7,9,29-31)} as will be illustrated in the next section together with the appropriate examples. Due to the composition of $\Delta \bar{V}^\ddagger$ and $\Delta \bar{V}$, a (linear) correlation of these quantities may reflect a certain similarity between the transition state and the initial or final states of the reaction in the sense of an "early" or "late" transition state. The requirement of accurate data for such a comparison does not need to be expressed here again. Very similar, in volume equation calculations where $\Delta \bar{V}^\ddagger$ is related to the partial molar volumes of initial and transition state species, one often deals with a small difference between large values. Small errors in the \bar{V}_i values introduce considerable errors in such calculations, and the obtained results should be interpreted with critical care.

In the following section the interpretation of $\Delta \bar{V}^\ddagger$ for various types of inorganic reaction systems will be described and discussed in detail in connection with some illustrative and representative examples.

4. Volume of Activation of Inorganic Reactions

4-1. Substitution reactions

Most of the substitution reactions discussed in this section proceed in their rate-determining step *via* a bond-making or bond-breaking process. Thus a general classification of these intimate mechanistic steps was developed, which may be useful to be characterized first before subdividing the reaction types. In the following table the type of elementary step, the notation of the process, and the character of the transition state are correlated:

Type	Notation	Transition state character
Dissociative	D	leaving group completely separated
Interchange	I_d	bond breaking is predominant
	I_a	bond making is predominant
Associative	A	entering group completely bonded

Furthermore, a schematic representation of the mechanisms is presented in Fig. 3. In addition to the dissociative (D) and associative (A) modes of activation frequently referred to in organic reactions, inorganic kineticists have introduced²²⁾ the concept of interchange mechanisms (I) in which an encounter complex (*viz.*, ion-pair) is rapidly formed before the rate-determining activation step takes place, which can either be associative (I_a) or dissociative (I_d) in character. According to arguments presented in detail before,^{7,9)} the signs and

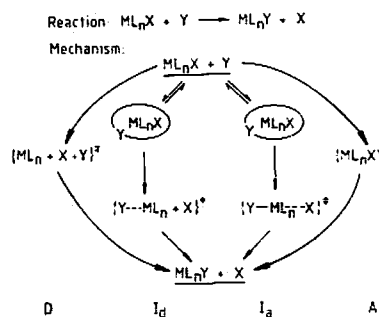


Fig. 3. Schematic representation of the possible inorganic substitution mechanisms

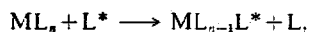
Table 1. Classification of mechanisms for the reaction $ML_nX + Y \longrightarrow ML_nY + X$

Properties	Mechanism			
	D	I_d	I	A
M-X bond	broken	substantially stretched	partially stretched	intact
M-Y bond	not formed	partially formed	substantially formed	formed
ΔS^\ddagger	large positive	small	small	large negative
ΔV_{int}^\ddagger	positive	small positive	small negative	negative
$\Delta \bar{V}^\ddagger$	positive	small	small	negative

^a for solvent exchange reactions, $X=Y=\text{solvent}$.

magnitudes of ΔV_{int}^\ddagger and $\Delta \bar{V}^\ddagger$ for the different mechanisms are expected to be as summarized in Table 1. The often rather delicate differentiation between I_a and I_d has led to some dispute in the literature.²²⁾

The most simple type of substitution reactions are ligand exchange reactions of the form



in which L and L^* are both solvent molecules. No net change in charge occurs during this exchange process, such that negligible solvational changes are expected and $\Delta V_{solv}^\ddagger \approx 0$, *i. e.*, $\Delta \bar{V}^\ddagger \approx$

ΔV_{int}^\ddagger . The earliest solvent exchange systems studied under pressure³³⁻³⁵ were water exchange reactions of the $M(NH_3)_5OH_2^{2+}$ species, where $M=Co(III)$, $Rh(III)$, $Cr(III)$ and $Ir(III)$. The experimental values reported for $\Delta \bar{V}^\ddagger$ are $+1.2 \pm 0.2$, -4.1 ± 0.4 , -5.8 ± 0.1 and -3.2 ± 0.1 cm^3 mol^{-1} , respectively, of which the first is considered as evidence for an I_d mechanism and the others as evidence for I_a mechanisms. In addition it was found that $\Delta \bar{V}^\ddagger$ had no detectable pressure dependence over the pressure range investigated (*i.e.*, $\Delta \beta^\ddagger \approx 0$), which is in line with the arguments presented earlier. Very similar results were reported³⁶ for the water exchange reaction of *trans*- $Co(en)_2(OH_2)_2^{2+}$, *viz.*, $\Delta \bar{V}^\ddagger = +5.9 \pm 0.2$ cm^3 mol^{-1} and $\Delta \beta^\ddagger \approx 0$, and were interpreted as indication for an I_d mechanism. Such studies were recently extended to the water exchange reactions of $M(OH_2)_6^{2+}$ species,^{37,38} with results of $\Delta \bar{V}^\ddagger = +7.1 \pm 0.2$ and -6.2 ± 0.2 cm^3 mol^{-1} (with $\Delta \beta^\ddagger \approx 0$ in both cases) for $M=Ni(II)$ and $Mn(II)$, respectively, again indicating an I_d or I_a mechanism.

Pressure-independent activation volumes were also reported for solvent exchange reactions in non-aqueous solvents. $\Delta \bar{V}^\ddagger = -11.3 \pm 1.0$ (75°C) and -6.3 ± 0.2 (65°C) cm^3 mol^{-1} for the exchange of DMSO in $Cr(DMSO)_6^{3+}$,³⁹ and of DMF in $Cr(DMF)_6^{3+}$,⁴⁰ respectively, both consistent with an I_a mechanism. The exchange of DMSO in $Co(NH_3)_5DMSO^{3+}$ proceeds⁴¹ with a $\Delta \bar{V}^\ddagger$ value of $+10.0 \pm 1.2$ cm^3 mol^{-1} at 45°C and confirms the assignment of an I_d mechanism. Similarly, DMF exchange in $Co(NH_3)_5DMF^{3+}$ and $Rh(NH_3)_5DMF^{3+}$ yielded $\Delta \bar{V}^\ddagger$ values of $+3.2 \pm 1.2$ (55°C) and -1.4 ± 0.2 (45°C) cm^3 mol^{-1} , respectively.⁴² These results underline the general mechanistic behaviour of the metal ions as experienced with the aquo exchange reactions. Merbach and co-workers^{43,44} reported an associative-dissociative changeover in mechanism for methanol exchange on $M(CH_3OH)_6^{2+}$ along the first-row of transition metals. They reported $\Delta \bar{V}^\ddagger$ values of -5.0 ± 0.2 (Mn^{2+}), $+0.4 \pm 0.3$ (Fe^{2+}), $+8.9 \pm 0.3$ (Co^{2+}) and $+11.4 \pm 0.6$ (Ni^{2+}) cm^3 mol^{-1} , which illustrate the changeover from I_a to I_d . Very similar $\Delta \bar{V}^\ddagger$ values were also reported^{43,45} for the exchange of DMF and CH_3CN in $Ni(soln)_6^{2+}$ and $Co(soln)_6^{2+}$. Volumes of activation for the exchange of DMSO and DMF on Al^{3+} and Ga^{3+} are strongly positive⁴⁶ and are accompanied by slightly positive $\Delta \beta^\ddagger$ values, altogether pointing to the dissociative character of the exchange mechanism.

Ligand exchange reactions of the type



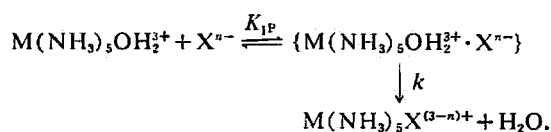
in which L and L^* are both uncharged non-solvent molecules, have been studied under pressure for $M=Nb(V)$, $Ta(V)$ and $X=Cl$, Br in CH_2Cl_2 and $CHCl_3$.⁴⁷ Positive volumes of activation (between $+15.2$ and $+30.5$) were found for $L=Me_2O$, $MeCN$, Me_3CCN , $(MeO)_2P(O)Cl$ and $(Me_2N)_3PS$, whereas negative $\Delta \bar{V}^\ddagger$ values (between -10.7 and -19.8) were obtained for $L=Me_2S$, Me_2Se and Me_2Te . The positive $\Delta \bar{V}^\ddagger$ values are interpreted as evidence for a D mechanism, whereas the negative values indicate an I_a mechanism. Thus a dissociative-associative crossover is observed in the exchange mechanism, which is in agreement with earlier kinetic observations at normal pressure.⁴⁸⁻⁵⁰ $\Delta \bar{V}^\ddagger$ for the exchange of triphenylphosphine

(TPP) with the tetrahedral $\text{Co}(\text{Br})_2(\text{TPP})_2$ complex in deuteriochloroform was reported⁵¹⁾ to be $-12.1 \pm 0.6 \text{ cm}^3 \text{ mol}^{-1}$ and interpreted as evidence for an I_a mechanism. Furthermore, a significant negative $\Delta\ddot{V}^\ddagger$ value was observed, which underlines the associative character of the exchange process.

One should, however, keep in mind that for the octahedral ligand exchange reactions discussed so far, it was assumed that they proceed without major solvational changes. This assumption was based on the fact that the exchanging ligands are uncharged and it is supported by the evidence that $\Delta\ddot{V}^\ddagger \approx 0$. In the case of the tetrahedral ligand exchange reaction the substantial $\Delta\ddot{V}^\ddagger$ value may indicate that major solvational changes occur during the reaction. In addition, the mechanistic interpretation of small absolute values of $\Delta\ddot{V}^\ddagger$ involves an inherent uncertainty in view of the experimental errors.

More complex inorganic substitution reactions include: anation, ligand substitution, aquation/solvolysis, and base hydrolysis processes. Some typical examples of octahedral and square planar systems have been chosen for the following discussion.

During anation reactions, aquo ligands are replaced by entering nucleophiles, usually according to an interchange mechanism (I) in which the rate-determining interchange step is preceded by an ion-pair formation between the reactant species. A typical example is



for which K_{IP} = ion-pair formation constant, k = interchange rate constant and

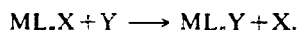
$$k_{\text{obs}} = \frac{k K_{\text{IP}} [\text{X}^{n-}]}{1 + K_{\text{IP}} [\text{X}^{n-}]}$$

K_{IP} is in many cases rather small, such that $1 + K_{\text{IP}} [\text{X}^{n-}] \sim 1$ and $k_{\text{obs}} = k K_{\text{IP}} [\text{X}^{n-}]$. The observed $\Delta\ddot{V}^\ddagger$, calculated from the pressure dependence of the second-order rate constant $k K_{\text{IP}}$, is the sum of $\Delta\ddot{V}_{\text{IP}}^\ddagger$ and $\Delta\ddot{V}_{\text{int}}^\ddagger$. For the systems: $\text{M} = \text{Co}(\text{III})$, $\text{X}^{n-} = \text{Cl}^-$; $\text{M} = \text{Co}(\text{III})$, $\text{X}^{n-} = \text{SO}_4^{2-}$; $\text{M} = \text{Rh}(\text{III})$, $\text{X}^{n-} = \text{Cl}^-$, and $\text{M} = \text{Cr}(\text{III})$, $\text{X}^{n-} = \text{NCS}^-$, pressure independent $\Delta\ddot{V}^\ddagger$ values of $+1.4 \pm 0.8 (60^\circ \text{C})$, $+2.3 \pm 1.8 (60^\circ \text{C})$, $+3.0 \pm 0.7 (60^\circ \text{C})$ and $-4.9 \pm 0.6 (50^\circ \text{C}) \text{ cm}^3 \text{ mol}^{-1}$, respectively, were reported.²²⁾ Since these values were determined at high temperatures and high ionic strengths, it was argued that $\Delta\ddot{V}_{\text{IP}}^\ddagger$ and $\Delta\ddot{V}_{\text{sol}}^\ddagger$, respectively, should be minimal and that the measured values are those for $\Delta\ddot{V}_{\text{int}}^\ddagger$ of the rate-determining interchange step. This means that all the studied anation reactions are of the I_a type, with the exception of the anation of $\text{Cr}(\text{NH}_3)_5\text{OH}_2^{3+}$ by NCS^- . Very similarly, $\Delta\ddot{V}^\ddagger$ values⁵²⁾ of $+4.8 \pm 0.2$ and $+4.6 \pm 0.4 \text{ cm}^3 \text{ mol}^{-1}$ for the anation of *cis*- $\text{Co}(\text{en})_2(\text{OH}_2)_2^{3+}$ by $\text{H}_2\text{C}_2\text{O}_4/\text{HC}_2\text{O}_4^-$ and of *cis*- $\text{Co}(\text{en})_2(\text{OH})(\text{OH}_2)_2^{2+}$ by $\text{C}_2\text{O}_4^{2-}$, respectively, were interpreted as evidence for an I_a mechanism, although a later investigation⁵³⁾ pointed at a specific nitrate ion catalysis of these reactions. In the case of a purely associative (A) anation reaction $\Delta\ddot{V}^\ddagger$ is strongly negative as illustrated for the anation of $\text{Ru}(\text{NH}_3)_5\text{OH}_2^{3+}$ by Cl^- , for which $\Delta\ddot{V}^\ddagger = -20 \pm 1.4 \text{ cm}^3 \text{ mol}^{-1}$ at 60°C .⁵⁴⁾

In a number of anation reactions the process follows a purely dissociative (D) mechanism and no contribution from $\Delta V_{\ddagger}^{\ddagger}$ is expected since the leaving group is uncharged. For instance, ΔV^{\ddagger} for the anation of $\text{Co}(\text{CN})_5\text{OH}_2^{2-}$ by Br^- , I^- and NCS^- was found⁵⁵⁾ to be $+8.4 \pm 1.0$, $+9.4 \pm 1.6$ and $+8.2 \pm 0.9 \text{ cm}^3 \text{ mol}^{-1}$, respectively. Similarly, $\Delta V^{\ddagger} = +15.7 \pm 6.5$ and $+14.7 \pm 1.6 \text{ cm}^3 \text{ mol}^{-1}$ for the anation of $\text{cis-RhCl}_4(\text{OH}_2)_2^-$ and $\text{RhCl}_3(\text{OH}_2)_2^{2-}$ by Cl^- , respectively.⁵⁶⁾ These values are very typical and reflect Co-OH₂ and Rh-OH₂ bond breaking in the dissociative step to form a five-coordinate intermediate.

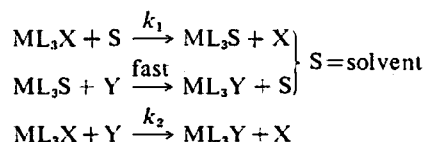
Only a few anation reactions of square planar complexes have been studied under pressure to date. Species such as $\text{Pd}(\text{Et}_4\text{dien})(\text{OH}_2)^{2+}$ and $\text{Pt}(\text{dien})(\text{OH}_2)^{2+}$ are solvolytic intermediates in the substitution reactions of $\text{Pd}(\text{Et}_4\text{dien})\text{X}^+$ and $\text{Pt}(\text{dien})\text{X}^+$, respectively, and react very fast. ΔV^{\ddagger} for the anation of $\text{Pd}(4\text{-Me-1, 1, 7, 7-Et}_4\text{dien})(\text{OH}_2)^{2+}$, $\text{Pd}(1, 1, 7, 7\text{-Et}_4\text{dien})(\text{OH}_2)^{2+}$ and $\text{Pd}(1, 1, 4\text{-Et}_4\text{dien})(\text{OH}_2)^{2+}$ by Cl^- was found^{17, 57)} to be -7.7 ± 0.5 , -3.0 ± 0.2 and $-2.7 \pm 0.2 \text{ cm}^3 \text{ mol}^{-1}$, respectively. These ΔV^{\ddagger} values are taken as evidence for an I_a mechanism.

During ligand substitution reactions of the most general type a ligand X is replaced by a stronger nucleophile Y according to the reaction



Only a few octahedral systems have been studied under pressure. For instance, an average ΔV^{\ddagger} value of $+20.6 \pm 0.4 \text{ cm}^3 \text{ mol}^{-1}$ was reported⁵⁸⁾ for the reactions of $\text{Fe}(\text{CN})_5(3, 5\text{-Me}_2\text{py})^{3-}$ with cyanide, pyrazine and imidazole, and for the reaction of $\text{Fe}(\text{CN})_5(3\text{-CN-py})^{3-}$ with cyanide. This large positive and nucleophile independent value of ΔV^{\ddagger} underlines that a D mechanism is operating in which $\text{Fe}(\text{CN})_5^{3-}$ is produced in the transition state. Similarly, a ΔV^{\ddagger} value of approx. $+20 \text{ cm}^3 \text{ mol}^{-1}$ for the substitution of $\text{Fe}(\text{phen})_3^{2+}$ and $\text{Fe}(\text{bpy})_3^{2+}$ with hydroxide and cyanide ion⁵⁹⁾ also indicates that a primarily dissociative mechanism is prevailing.

Considerably more ligand substitution reactions of square planar complexes have been studied under pressure. In general such reactions proceed according to the mechanism



for which

$$k_{\text{obs}} = k_1 + k_2[\text{Y}].$$

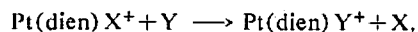
We will, however, at this stage only concentrate on the pressure dependence of k_2 , which represents the direct attack of Y, and can therefore be classified as a ligand substitution (Y for X) reaction. The pressure dependence of the solvolysis step (k_1) will be discussed in the next section which deals with the aquation/solvolysis reactions of inorganic complex species. The k_2 path is generally accepted to be of an associative nature (A or I_a) and this has been substantiated by high pressure studies. The substitution rate of chloride by pyridine in the

Table 2. Volumes of activation for the reaction^a
 $\text{Pt}(\text{dien})\text{X}^+ + \text{Y} \longrightarrow \text{Pt}(\text{dien})\text{Y}^+ + \text{X}$

X	Y	ΔV^\ddagger $\text{cm}^3 \text{ mol}^{-1}$
Br^-	N_3^-	-8.5 ± 0.2
Br^-	py	-7.7 ± 0.5
Br^-	NO_2^-	-6.4 ± 0.7
Cl^-	N_3^-	-8.2 ± 1.3
I^-	N_3^-	-8.2 ± 0.7
N_3^-	I^-	-12.2 ± 0.1
N_3^-	SCN^-	-7.3 ± 0.1

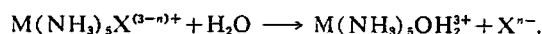
^a Temp.=25°C, ionic strength=0.2 M, data reported in Ref. (60).

complex *trans*-Pt(py)₂(NO₂)(Cl) was measured as a function of pressure in CH₃NO₂, CH₃OH, C₂H₅OH and CH₂Cl₂.¹⁰ The obtained ΔV^\ddagger values are such that ΔV^\ddagger plotted against q_p (the solvent characterizing parameter) for various solvents gives a linear plot from which it follows that $\Delta V_{\text{intr}}^\ddagger = -4 \pm 1 \text{ cm}^3 \text{ mol}^{-1}$. This illustrates the associative character of the process, and the large contribution of $\Delta V_{\text{sol}}^\ddagger$ is mainly due to changes in dipole moment during the activation process. Another series of reactions studied in detail⁶⁰ is presented by



for which the results are summarized in Table 2. It follows that ΔV^\ddagger is independent of the leaving group and mainly depends on the nature of the entering ligand, which is within expectations for an associative (A) mechanism. Furthermore, $\Delta V_{\text{sol}}^\ddagger$ is apparently small since ΔV^\ddagger is approximately the same for neutral and charged nucleophiles. In a study of the corresponding substitution reactions of the sterically hindered Pd(1, 1, 7, 7-Et₄dien)X⁺ species, ΔV^\ddagger values of -15.5 ± 0.8 (X=Cl⁻, Y=N₃⁻), -2.6 ± 0.5 (X=Cl⁻, Y=SCN⁻) and -10.1 ± 0.1 (X=Br⁻, Y=SCN⁻) cm³ mol⁻¹ were reported.⁶¹ These data illustrate that ΔV^\ddagger is a function of both the leaving and entering groups, in contrast to the Pt(dien)X⁺ system. This was interpreted as evidence for an interchange (I) mechanism, but the differentiation between I_a or I_d is uncertain at this stage, especially since ΔV^\ddagger is a composite of $\Delta V_{\text{intr}}^\ddagger$ and $\Delta V_{\text{sol}}^\ddagger$. Finally it should be mentioned that for ligand substitution reactions of highly sterically crowded Pt(II) complexes of the type Pt(PEt₃)₂(R)(Br), where R=2, 4, 6-Me₃C₆H₃, ΔV^\ddagger values between -12 and $-16 \text{ cm}^3 \text{ mol}^{-1}$ were reported⁶² for the replacement of Br⁻ by I⁻ and SC(NH₂)₂ in methanol. Similar results were also found⁶³ for the reactions with SC(NH₂)₂ in EtOH and DMSO. All of these were interpreted as a strong indication for an associative (A or I_a) mechanism, notwithstanding the steric crowding at the metal centre.

We now turn to a discussion of ΔV^\ddagger for the aquation reactions of octahedral complexes. The following system has been studied in great detail^{29, 31, 64, 65}



M=Co(III): $X^{n-}=Cl^{-}, Br^{-}, SO_4^{2-}, NO_3^{-}, DMSO, NCS^{-}$

M=Cr(III): $X^{n-}=Cl^{-}, Br^{-}, I^{-}, NCS^{-}$

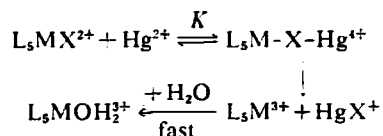
The obtained results have been interpreted in the following manner: Firstly, a plot of $\Delta\bar{V}^{\ddagger}$ versus $\Delta\bar{V}$ for the various aquation reactions resulted in a linear relationship with a slope of approx. unity for M=Co(III). This indicates that the transition state is in close agreement with the final (product) state, such that the leaving ligand X^{n-} is almost fully dissociated. Secondly, evidence for a D mechanism was obtained from volume equation calculations^{9,31)} in which it turned out that a fairly constant volume of $54.9 \pm 0.9 \text{ cm}^3 \text{ mol}^{-1}$ can be calculated for the intermediate $Co(NH_3)_5^{3+}$ species according to the equation

$$\bar{V}\{Co(NH_3)_5^{3+}\} = \Delta\bar{V}^{\ddagger} - \bar{V}\{X^{n-}\} + \bar{V}\{Co(NH_3)_5X^{(3-n)+}\}$$

This is in good agreement with the partial molar volume of $55.1 \pm 1.1 \text{ cm}^3 \text{ mol}^{-1}$ for the $Co(NH_3)_5^{3+}$ species, which is expected to be a good model for the former intermediate.⁴⁾ The latter comparison was recently criticized^{66,67)} since different partial molar volumes were found for some complex ions, and the exact nature of the discrepancy is at present further investigated. In another example⁶⁸⁾ it was shown that for the aquation of a neutral ligand (urea), where $\Delta V_{sol}^{\ddagger}$ is expected to have a minor influence, a small positive $\Delta\bar{V}^{\ddagger}$ value was obtained, indicating the dissociative mechanistic character. For the reactions where M=Cr(III), the $\Delta\bar{V}^{\ddagger}/\Delta\bar{V}$ plot resulted in a slope of ~ 0.5 , which along with volume equation calculations was interpreted as evidence for an I_a mechanism.

The interpretation of $\Delta\bar{V}^{\ddagger}$ for aquation reactions is sometimes complicated by the fact that $\Delta\bar{V}^{\ddagger}$ is small (positive or negative) and that the contribution from $\Delta V_{sol}^{\ddagger}$ is difficult to evaluate. An illustrative set of examples are the aquation reactions of *trans*- $CoN_xCl_2^+$ species, where $N_x=(NH_3)_4; (en)_2; (Meen)_2; (Eten)_2; (Pren)_2; RS-(2,3,2, \text{tet}); RR, SS-(2,2, \text{tet}); (3,2,3, \text{tet})$ and (cyclam), for which $\Delta\bar{V}^{\ddagger}$ values between -3.1 and $+1.0 \text{ cm}^3 \text{ mol}^{-1}$ were reported.^{9,69)} However, there are also examples in which $\Delta\bar{V}^{\ddagger}$ for aquation has a large negative (*viz.*, $-30 \text{ cm}^3 \text{ mol}^{-1}$ for $Ru(NH_3)_5Cl^{2+}$)⁵⁴⁾ or a large positive value⁷⁰⁾ (*viz.*, 24.5 ± 0.3 and $14.3 \pm 0.5 \text{ cm}^3 \text{ mol}^{-1}$ for $RhCl_6^{3-}$ and $RhCl_5(OH_2)^{2-}$, respectively; and between 7.8 ± 0.5 and $16.8 \pm 0.5 \text{ cm}^3 \text{ mol}^{-1}$ for $Co(CN)_5X^{3-}$, $X=Cl, Br, I$ and N_3)⁵⁵⁾ which are indicative of a purely associative (A) or dissociative (D) mechanism, respectively.

It is well known that aquation reactions of the type referred to above, can be catalyzed by metal ions, such as Hg^{2+} , according to the suggested general mechanism



where M=Co(III), Rh(III), Cr(III); L= NH_3 and X=Cl, Br, I.

For such a mechanism $\Delta\bar{V}^{\ddagger} = \Delta\bar{V}_K + \Delta\bar{V}_I^{\ddagger}$, such that $\Delta\bar{V}_I^{\ddagger}$ can only be obtained if $\Delta\bar{V}_K$ can

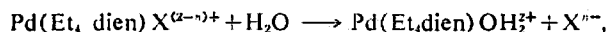
Table 3. Volumes of activation for Hg^{2+} assisted aquation reactions*

Aquated Species	ΔV^\ddagger	ΔV^\ddagger_K $\text{cm}^3 \text{ mol}^{-1}$	ΔV^\ddagger_A	Reference
$\text{Co}(\text{NH}_3)_5\text{Cl}^{2+}$	-1.7 ± 1.0			71
$\text{Co}(\text{NH}_3)_5\text{Br}^{2+}$	$+0.8 \pm 0.5$			71
$\text{Cr}(\text{NH}_3)_5\text{Cl}^{2+}$	$+0.7 \pm 0.4$			71
$\text{Rh}(\text{NH}_3)_5\text{Cl}^{2+}$	-1.0 ± 0.4			71
$\text{Rh}(\text{NH}_3)_5\text{I}^{2+}$		-1.7 ± 1.0	$+1.2 \pm 0.3$	72
$\text{mer-RhCl}_3(\text{OH}_2)_3$		$+2.8 \pm 0.3$	$+8.1 \pm 0.4$	72

* Temperature in the range 11 to 25°C.

be estimated. The latter could only be measured in a few cases⁷²⁾ (see Table 3), since in the remaining ones,⁷¹⁾ K is very small and its pressure dependence cannot be measured directly or indirectly (*i.e.*, kinetically). It is obvious from the data in Table 3 that the reported volume quantities comprize contributions from both intrinsic and solvolytic sources as expected, which again makes the interpretation of the data rather uncertain.

The determination of ΔV^\ddagger for aquation/solvolysis reactions of square planar complexes (k_1 -path) has in general underlined the validity of the accepted associative reaction mode of the process. Typical results include ΔV^\ddagger values between -10.5 and $-9.0 \text{ cm}^3 \text{ mol}^{-1}$ for the aquation of $\text{Pt}(\text{dien})\text{Cl}^+$ and $\text{Pt}(\text{dien})\text{Br}^+$ at various ionic strengths (10^{-2} to 1 M) and 25°C .²⁸⁾ Similarly, $\Delta V^\ddagger = -17 \pm 2$ and $-14 \pm 2 \text{ cm}^3 \text{ mol}^{-1}$ for the aquation of PtCl_4^{2-} and $\text{Pt}(\text{NH}_3)\text{Cl}_3^-$, respectively.⁷³⁾ For the reaction



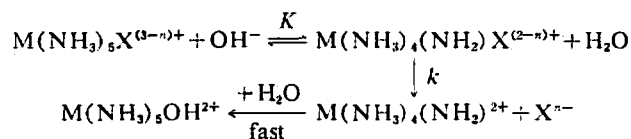
ΔV^\ddagger values of -14.9 ± 0.2 ($\text{X}^{n-} = \text{Cl}^-$), -13.3 ± 0.2 ($\text{X}^{n-} = \text{Br}^-$), -13.9 ± 0.5 ($\text{X}^{n-} = \text{N}_3^-$), -11.5 ± 0.2 ($\text{X}^{n-} = \text{I}^-$), -10.3 ± 0.2 ($\text{X}^{n-} = \text{NCS}^-$) and -3.0 ± 0.9 ($\text{X}^{n-} = \text{NH}_3$) $\text{cm}^3 \text{ mol}^{-1}$ were reported.⁶¹⁾ A plot of ΔV^\ddagger versus ΔV^\ddagger_K yielded a straight line with a slope of ≈ 0.5 , which was interpreted as evidence for an I_a mechanism in which approx. 50% bond stretching occurs in the transition state. Volume equation calculations illustrated that a mean volume change of $-15.5 \pm 0.9 \text{ cm}^3 \text{ mol}^{-1}$ represents the associative character of the reaction, which is close to the partial molar volume of the entering ligand, *i.e.*, water. ΔV^\ddagger is furthermore expected to strongly depend on the nature of the solvent, as was illustrated for a number of systems.^{63,74)} Volumes of activation for the solvolysis of $\text{Pd}(\text{Et}_4\text{dien})\text{I}^+$ in various solvents at 40°C amount to -12.9 ± 0.4 (EtOH), -13.4 ± 0.5 (MeOH), -11.5 ± 0.2 (H_2O), -10.1 ± 0.2 (DMSO), -9.3 ± 0.3 (DMF) and -7.9 ± 0.5 (CH_3CN) $\text{cm}^3 \text{ mol}^{-1}$ and are in line with an I_a mechanism. In one case^{62,75)} the values of ΔV^\ddagger for the solvolysis of *cis*- $\text{Pt}(\text{PEt}_3)_2(2, 4, 6\text{-Me}_3\text{C}_6\text{H}_2)\text{Br}$ in methanol (which are -14.1 ± 0.5 and $-17.0 \pm 0.7 \text{ cm}^3 \text{ mol}^{-1}$ at 30°C for the substitution by I^- and $\text{SC}(\text{NH}_2)_2$, respectively) provided direct evidence for an associative (A) mechanism and are in disagreement with the arguments presented by Romeo *et al.*,⁷⁶⁾ in favor of a dissociative mechanism. These results led to a complete reinterpretation of the earlier reported data and

Table 4. Volumes of activation for the base hydrolysis of complexes of the type $M(NH_3)_5X^{(3-n)+}$

M	X ⁿ⁻	$\Delta\bar{V}^\ddagger$ cm ³ mol ⁻¹	$\Delta\bar{V}^\ddagger$ cm ³ mol ⁻¹ kbar ⁻¹	Temp. °C	Reference
Co(III)	Br ⁻	+ 8.5	—	25	77
	SO ₄ ²⁻	+ 19.5 ± 1.1	+ 9.5 ± 2.2	15	4
	SeO ₃ ²⁻	- 17.1 ± 1.0	- 19 ± 2	25	4
	PO ₄ ³⁻	+ 28.9 ± 2.2	+ 7.7 ± 2.1	55	4
	Cl ⁻	+ 33.4	—	35	78
Rh(III)	Cl ⁻	+ 18.7 ± 0.7	—	40	79
	Br ⁻	+ 20.2 ± 0.5	—	40	79
	I ⁻	+ 20.4 ± 0.5	—	40	79
	NO ₃ ⁻	+ 22.3 ± 0.9	—	40	79

illustrate the diagnostic power of the high pressure kinetic technique.

The last type of substitution reaction to be discussed, is base hydrolysis. It is generally accepted that such reactions proceed by a dissociative conjugate base mechanism. For the pentaammine complexes these reactions consist of



Some typical results are summarized in Table 4. For $X^{n-} = SeO_3^{2-}$ it was shown⁴⁾ that Se-O rather than Co-O bond breakage occurs during base hydrolysis, which results in a large increase in solvation and therefore decrease in $\Delta\bar{V}^\ddagger$ and $\Delta\bar{V}^\ddagger$ in comparison to the other systems. Furthermore it must be kept in mind that $\Delta\bar{V}^\ddagger$ is once again a composite value, *i.e.*, $\Delta\bar{V}^\ddagger = \Delta\bar{V}_K^\ddagger + \Delta\bar{V}_I^\ddagger$. Stranks⁴⁾ estimated $\Delta\bar{V}_K^\ddagger$ to be +18 cm³ mol⁻¹, such that $\Delta\bar{V}_I^\ddagger$ is negative (~ -10 cm³ mol⁻¹) for the hydrolysis of $Co(NH_3)_5Br^{2+}$ and in good agreement with $\Delta\bar{V}^\ddagger$ for the aquation²⁹⁾ of this complex. On the other hand, $\Delta\bar{V}_I^\ddagger$ is zero or positive for the remaining Co(III) complexes (Table 4), suggesting that these hydrolysis reactions may have some dissociative character.⁴⁾ In the case of the Rh(III) species,⁷⁹⁾ volume equation calculations seem to favour an I_A instead of D₂ type of mechanism.

As a final comment concerning the interpretation of $\Delta\bar{V}^\ddagger$ for substitution reactions of inorganic complexes, we would like to point to a recent comment made by Langford⁸⁰⁾ in which he underlines the role played by the nonlabile ligands. This may indeed be of importance, however no study has so far been made of the influence of non-reacting ligands. We support the general arguments of Swaddle⁸¹⁾ that $\Delta\bar{V}^\ddagger$ can only in part be ascribed to changes in the bond distances of non-reacting ligands. Furthermore, we want to emphasize that $\Delta\bar{V}^\ddagger$ can surely, not be used as the only mechanistic probe. The discussion of mechanisms should also rely on other kinetic and chemical information, aspects which have not been

included in the present paper.

4-2. Isomerization reactions

Three different types of isomerization reactions of inorganic compounds will be discussed, *viz.*, racemization, geometrical and linkage isomerization. Recent reviews^{8,9)} have discussed these reactions in detail, such that we can focus on a number of typical illustrative examples.

Various mechanisms have been proposed for racemization reactions of octahedral complexes. These include an intermolecular mechanism in which complete loss of one chelate occurs, and two different types of intramolecular processes. One proceeds *via* dechelation to produce a five-coordinate intermediate, and the other *via* a twist mechanism without bond rupture (see Fig. 4). Overall volume changes (ΔV) for such reactions are zero, and ΔV^\ddagger (for which a number of examples are given in Table 5) can usually be interpreted according to the above mentioned mechanisms.

The volume of activation for the racemization of $\text{Fe}(\text{phen})_3^{3+}$ is in good agreement with that reported for the aquation process, which favours a dissociative mechanism. However, due to a meaningful difference in the rates of these processes, this interpretation is questionable and

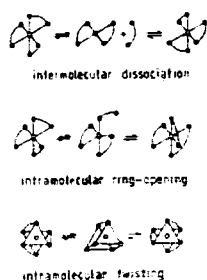


Fig. 4. Schematic representation of different racemization mechanisms of octahedral species,

Table 5. Volumes of activation for some typical racemization reactions

Reactant ^a	[HCl] M	Temp. °C	ΔV^\ddagger cm ³ mol ⁻¹	Reference
$\text{Fe}(\text{phen})_3^{3+}$	0.01	25	$+14.2 \pm 0.3$	8, 82
	1.0	25	$+15.6 \pm 0.3$	
$\text{Ni}(\text{phen})_3^{3+}$	0.01	45	-0.4 ± 0.2	8, 82
	1.0	45	-1.5 ± 0.3	
$\text{Cr}(\text{phen})_3^{3+}$	0.05	75	$+3.3 \pm 0.3$	8, 83
$\text{Cr}(\text{bpy})_3^{3+}$	0.05	75	$+3.0 \pm 0.3$	
$\text{Cr}(\text{ox})_3^{3-}$	0.05	15	-16.3 ± 0.4	
$\text{Cr}(\text{ox})_2(\text{phen})^-$	0.05	25	-12.3 ± 0.3	
$\text{Cr}(\text{ox})_2(\text{bpy})^-$	0.05	25	-12.0 ± 0.3	
$\text{Cr}(\text{ox})(\text{phen})_2^+$	0.05	45	-1.5 ± 0.3	
$\text{Cr}(\text{ox})(\text{bpy})_2^+$	0.05	45	-1.0 ± 0.2	

^a phen = 1, 10-phenanthroline,

bpy = 2, 2'-bipyridyl,

ox²⁻ = oxalate.

arguments in favour of a twist mechanism have been given.⁸²⁾ In contrast, a good agreement in the $\Delta\bar{V}^\ddagger$ values and rate constants is found in the case of $\text{Ni}(\text{phen})_3^{3+}$, which is in line with an intermolecular dissociative mechanism. The reported $\Delta\bar{V}^\ddagger$ values for $\text{Cr}(\text{phen})_3^{3+}$ and $\text{Cr}(\text{bpy})_3^{3+}$ are almost equal and considered as evidence for an intramolecular twist mechanism. The large negative $\Delta\bar{V}^\ddagger$ values for $\text{Cr}(\text{ox})_3^{3-}$, $\text{Cr}(\text{ox})_2(\text{phen})^-$ and $\text{Cr}(\text{ox})_2(\text{bpy})^-$ point towards an intramolecular one-ended dissociation for which a theoretical $\Delta\bar{V}^\ddagger$ of $-10 \text{ cm}^3 \text{ mol}^{-1}$ is expected.⁸³⁾ The last two entries in Table 5 are once again indicative of a twist mechanism.

Mechanisms similar to those described above can lead to geometrical isomerization. These include⁶⁾: one-ended dissociation of a bidentate ligand; dissociation of a unidentate ligand; twisting without bond rupture; and an associative reaction with a nucleophile. Extreme values for $\Delta\bar{V}^\ddagger_{\text{int}}$ of $+15$ and $-15 \text{ cm}^3 \text{ mol}^{-1}$ are expected⁸¹⁾ for isomerization *via* the dissociative release and the associative entrance of an aquo ligand, respectively. For the *trans-cis* isomerization of $\text{Co}(\text{en})_2(\text{OH}_2)_2^{3+}$, $\Delta\bar{V}^\ddagger = 14.3 \pm 0.2 \text{ cm}^3 \text{ mol}^{-1}$ (35°C , $[\text{H}^+] = 0.05 \text{ M}$),⁸⁴⁾ which is compatible with the dissociative release of an aquo ligand. $\Delta\bar{V}^\ddagger$ values between $+7.3 \pm 0.2$ and $+7.9 \pm 0.3 \text{ cm}^3 \text{ mol}^{-1}$ were reported^{4, 85, 86)} for the isomerization of *trans*- $\text{Co}(\text{en})_2(\text{OH}_2)\text{X}^{n+}$ ($\text{X} = \text{SeO}_3\text{H}^-$, SeO_3^{2-} and CH_3COO^-) and also confirm such a mechanism. In contrast to these values, $\Delta\bar{V}^\ddagger = -16.6 \pm 0.5 \text{ cm}^3 \text{ mol}^{-1}$ for the isomerization of *trans*- $\text{Cr}(\text{C}_2\text{O}_4)_2(\text{OH}_2)_2^-$ and is consistent with the one-ended dissociation of a chelated oxalate ligand.⁸⁷⁾ The large negative $\Delta\bar{V}^\ddagger$ value originates mainly from the increase in electrostriction due to charge creation during the ring-opening process. In the presence of HClO_4 the $\Delta\bar{V}^\ddagger$ value decreases to $-5.4 \pm 1.0 \text{ cm}^3 \text{ mol}^{-1}$ and the difference is ascribed⁸⁸⁾ to the protonation of the mono-dentate ligand. On the other hand, $\Delta\bar{V}^\ddagger$ for the isomerization of *trans*- $\text{Cr}(\text{CH}_2\text{C}_2\text{O}_4)_2(\text{OH}_2)_2^-$ is $+8.9 \pm 0.3 \text{ cm}^3 \text{ mol}^{-1}$ and the release of an aquo ligand is suggested in this case.⁸⁷⁾

The measurement of $\Delta\bar{V}^\ddagger$ has led to a better understanding of the geometrical isomerization of sterically hindered complexes of the type *cis*- $\text{Pt}(\text{PEt}_3)_2(\text{R})\text{X}$, where $\text{R} = \text{C}_6\text{H}_5$, *p*- MeC_6H_4 , *o*- MeC_6H_4 , *o*- EtC_6H_4 , 2, 4, 6- $\text{Me}_3\text{C}_6\text{H}_2$, and $\text{X} = \text{Cl}$, Br . These reactions were suggested^{76, 89, 90)} to proceed *via* a dissociative mechanism (Scheme I-Fig. 5) in which a three-coordinate intermediate is produced. Since the isomerization and solvolysis reactions of the most sterically hindered complex of the series, *viz.*, $\text{R} = \text{mesityl}$, were reported to be identical in rate and activation parameters, the arguments were extended⁷⁶⁾ to suggest a dissociative solvolysis mechanism in this case. However, $\Delta\bar{V}^\ddagger$ for the latter reactions were found^{82, 91)} to be -12.0 ± 0.5 and $-14.1 \pm 0.5 \text{ cm}^3 \text{ mol}^{-1}$, respectively, which could only be interpreted in terms of an

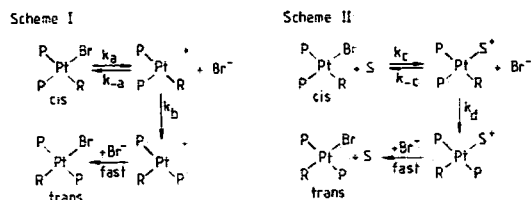


Fig. 5. Schematic representation of the isomerization mechanisms of *cis*- $\text{Pt}(\text{PEt}_3)_2(\text{R})\text{Br}$.

associative solvolysis mechanism (Scheme II-Fig. 5). It was further suggested,^{62,91)} that the difference in activation parameters for isomerization and solvolysis of the less sterically hindered complexes, *i. e.*, all R excluding R=mesityl, is due to a switch in rate-determining step within the mechanism^{62,75)} (Scheme II-Fig. 5), rather than due to a switch in the nature of the mechanism.^{76,89,90,92)} Under steady state conditions

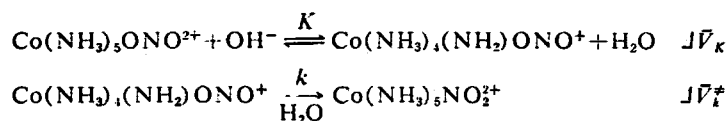
$$k_{\text{obs}} = k_c k_d / \{k_{-c}[\text{Br}^-] + k_d\}$$

and $k_{\text{obs}} = k_c$ in the absence of added Br^- . If the first step is a rapid pre-equilibrium, *i. e.*, k_c and $k_{-c} \gg k_d$, then

$$k_{\text{obs}} = K_c k_d / \{[\text{Br}^-] + K_c\}, \quad K_c = k_c / k_{-c}$$

and $k_{\text{obs}} = k_d$ in the absence of added Br^- . It follows that a switch in rate-determining step (k_c to k_d) can occur depending on the magnitudes of the various rate constants, which in turn depend on the influence of R. It therefore turns out that k_c is the rate-determining step for R=mesityl, and k_d for all the other less sterically hindered substituents (R). This is also observed in the ΔV^\ddagger values since it was found^{91,93)} that $\Delta V^\ddagger = +6.4 \pm 0.4$, $+5.2 \pm 0.3$ and $+7.2 \pm 0.8 \text{ cm}^3 \text{ mol}^{-1}$ for the isomerization of *cis*- $\text{Pt}(\text{PEt}_3)_2(\text{C}_6\text{H}_5)\text{X}$ where X=Cl, Br and I, respectively, *i. e.*, the k_d -reaction. The exact nature of this process is still uncertain,⁹³⁾ although pseudo rotation of a five-coordinate intermediate followed by a rate-determining dissociative step to yield the four-coordinate *trans* product, is a possible mechanism.

Activation volumes for the linkage isomerization reactions of complexes of the type $\text{M}(\text{NH}_3)_5\text{ONO}^{2+}$ in aqueous solution were reported⁹⁴⁾ to be -6.7 ± 0.4 , -7.4 ± 0.4 and $-5.9 \pm 0.6 \text{ cm}^3 \text{ mol}^{-1}$ for M=Co(III), Rh(III) and Ir(III), respectively. These values support the idea of a common intramolecular rearrangement of the nitrito ligand, and is in agreement with earlier observations.^{95,96)} Recently Sargeson and co-workers⁹⁷⁾ reported that these isomerization reactions are catalyzed by OH^- . They found a ΔV^\ddagger value of $+27 \pm 1.4 \text{ cm}^3 \text{ mol}^{-1}$ for the base-catalyzed linkage isomerization of $\text{Co}(\text{NH}_3)_5\text{ONO}^{2+}$, which was rationalized in terms of a conjugate base pre-equilibrium mechanism:



ΔV_K is expected to be between $+18$ and $+22 \text{ cm}^3 \text{ mol}^{-1}$ due to the unusually large volume of electrostriction of the hydroxide ion, such that a value of at least $+5 \text{ cm}^3 \text{ mol}^{-1}$ can be assigned to ΔV_k^\ddagger .

The volume of activation for the linkage isomerization of $\text{Co}(\text{NH}_3)_5\text{SCN}^{2+}$ was reported to be $-5.3 \pm 0.8 \text{ cm}^3 \text{ mol}^{-1}$ in water and $-1.0 \pm 1.2 \text{ cm}^3 \text{ mol}^{-1}$ in DMSO.⁹⁸⁾ Although this reaction was shown to be an intramolecular process,⁹⁹⁾ the ΔV^\ddagger values are not in agreement with a mechanism which involves M-S bond cleavage and the subsequent formation of an "intimate ion-pair", since this would lead to a positive ΔV^\ddagger . The magnitude of ΔV^\ddagger also

complicates its interpretation in these cases. In contrast, the mechanism for the linkage isomerization of $\text{Pd}(\text{Et}_4\text{dien})\text{SCN}^+$ seems to be the same as that for solvolysis. ΔV^\ddagger was found¹⁰⁰ to be -10.8 ± 0.3 and $-10.6 \pm 0.4 \text{ cm}^3 \text{ mol}^{-1}$ for these reactions, respectively. Similarly, values of -9.5 ± 0.5 and $-10.5 \pm 0.6 \text{ cm}^3 \text{ mol}^{-1}$ were reported¹⁰⁰ for the corresponding reactions of the sterically more crowded complex $\text{Pd}(\text{MeEt}_4\text{dien})\text{SCN}^+$.

4-3. Redox reactions

Redox reactions of inorganic complexes can generally be described in terms of an outer-sphere or an inner-sphere mechanism. In the first, electron transfer occurs without bond-making or -breaking, and Stranks⁴¹ has succeeded to predict the volume of activation for such reactions based on the theories of Marcus and Hush. The systems $\text{Co}(\text{en})_3^{2+}/\text{Co}(\text{en})_3^{3+}$ for which $\Delta V^\ddagger = -19.8 \pm 1.5$ (experimental) and -18.4 (theoretical) $\text{cm}^3 \text{ mol}^{-1}$, and $\text{Fe}(\text{OH}_2)_6^{2+}/\text{Fe}(\text{OH}_2)_6^{3+}$ for which $\Delta V^\ddagger = -12.2 \pm 1.5$ (experimental) and -14.4 (theoretical) $\text{cm}^3 \text{ mol}^{-1}$ may serve as typical examples. In contrast, the observed ΔV^\ddagger values for the reactions between $\text{Fe}(\text{OH}_2)_5\text{OH}^{2+}$ and $\text{Fe}(\text{OH}_2)_6^{2+}$, and $\text{Cr}(\text{OH}_2)_5\text{OH}^{2+}$ and $\text{Cr}(\text{OH}_2)_6^{2+}$ were found⁴¹ to be -0.4 ± 0.4 and $+4.2 \pm 1.1 \text{ cm}^3 \text{ mol}^{-1}$, respectively. The latter values are significantly more positive than the values -11.4 and $-11.6 \text{ cm}^3 \text{ mol}^{-1}$, respectively, predicted for an outer-sphere mechanism. They indicate that the hydroxo species react by an inner-sphere mechanism in which a bridged species is produced in the transition state. The excess positive ΔV^\ddagger values are ascribed to the dissociative release of one aquo ligand during the formation of the transition state.

Candlin and Halpern¹⁰¹ studied the system $\text{Co}(\text{NH}_3)_5\text{X}^{2+}/\text{Fe}^{2+}$ and found ΔV^\ddagger values of $+11$ ($\text{X}=\text{F}$), $+8$ ($\text{X}=\text{Cl}, \text{Br}$) and $+14$ ($\text{X}=\text{N}_3$) $\text{cm}^3 \text{ mol}^{-1}$, which are once again substantially more positive than the theoretically expected values⁴¹ ranging between -10.6 and $-12.8 \text{ cm}^3 \text{ mol}^{-1}$ for an outer-sphere mechanism. Again it is suggested that the mechanism must be of the inner-sphere type in which the release of water in the transition state overcomes the opposing negative volume effects originating from solvent electrostriction. The exact nature of the mechanism is, however, still under discussion due to some interesting results reported¹⁰²⁻¹⁰⁵ for these reactions in dipolar aprotic solvents (DMSO and DMF). In addition, high pressure studies in DMSO¹⁰⁶ resulted in ΔV^\ddagger values of 10.3 ± 0.4 ($\text{X}=\text{F}$), 3.8 ± 0.7 ($\text{X}=\text{Cl}$) and 0.0 ± 0.4 ($\text{X}=\text{Br}$) $\text{cm}^3 \text{ mol}^{-1}$, which seem to parallel the corresponding values for the reactions in aqueous medium. The reasons for the observed deviations in ΔV^\ddagger are rather uncertain and probably due to solvational effects and steric crowding at the bridging site. The mechanism involved is probably more complex¹⁰⁶ than the oversimplified model described by an inner- and outer-sphere mechanism.

4-4. Photochemical substitution reactions

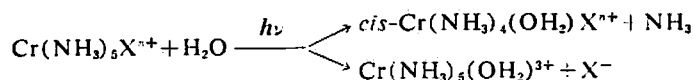
Photochemical redox and substitution reactions of inorganic complexes have been studied by numerous groups in the past. The emphasis was usually placed on the identification of

Table 6. Apparent volumes of activation for photo-aquation reactions of some cationic Cr(III) complexes¹⁰⁷⁾

Complex	$\Delta \bar{V}_{app}^{\ddagger}$, cm ³ mol ⁻¹	
	Substitution of NH ₃	Substitution of X
Cr(NH ₃) ₅ Cl ²⁺	-6.0 ± 0.4	-13.0 ± 0.5
Cr(NH ₃) ₅ Br ²⁺	-6.5 ± 0.1	-12.2 ± 0.3
Cr(NH ₃) ₅ NCS ²⁺	-6.4 ± 0.1	-9.8 ± 0.2
Cr(NH ₃) ₃ ³⁺	-6.7 ± 0.5	—

intermediates and photolysis products, the determination of quantum yields and the description of the photo-excited states. Until recently, no effort had been made to study the pressure dependence of such reactions in order to obtain insight into the molecular nature (dissociative or associative character) of the photoreactions.

The first of these studies¹⁰⁷⁾ concerned the ligand field photolysis of some cationic Cr(III) ammine complexes:



$n=2$: X=Cl, Br, NCS; $n=3$: X=NH₃.

In this system the loss of NH₃ is the predominant photoreaction, whereas the loss of X⁻ occurs to a much smaller extent and in addition is the only observable thermal reaction. Although quantum yield is a composite of the rate constants for the primary photochemical reaction and the photophysical deactivating processes, recent measurements¹⁰⁸⁾ indicated that the latter process is almost pressure independent. Thus the pressure dependence of the quantum yield can be related to that of the primary photochemical process. The apparent volumes of activation ($\Delta \bar{V}_{app}^{\ddagger}$) for the investigated reactions were estimated from the pressure dependence of the measured quantum yields, and the obtained results are summarized in Table 6. The values of $\Delta \bar{V}_{app}^{\ddagger}$ for the photo-substitution of X are in close agreement with those reported for the corresponding thermal reactions^{64,65)} (see earlier discussion) and are also considered as evidence for an I_a mechanism. Similarly, the almost constant and negative values of $\Delta \bar{V}_{app}^{\ddagger}$ for the photo-substitution of NH₃ confirm an I_a type of mechanism. Detailed volume equation calculations were performed¹⁰⁷⁾ to illustrate the validity of these conclusions.

In a follow-up study¹⁰⁹⁾ the pressure dependence of the photo-aquation reactions of anionic Cr(III) and Co(III) complexes was determined. $\Delta \bar{V}_{app}^{\ddagger}$ turned out to be +2.1 ± 0.4, +2.7 ± 0.2 and +1.3 ± 0.1 cm³ mol⁻¹ for the photo-aquation of Cr(NCS)₆³⁻, Cr(CN)₆³⁻ and Co(CN)₆³⁻, respectively. These data support an I_a type of mechanism in all cases.

5. Concluding Remarks

The numerous examples discussed in the preceeding sections illustrate the progress that has

been made in recent years in the elucidation of inorganic reaction mechanisms by using high pressure techniques. The problems experienced by researchers in this field to unequivocally interpret some of their results, are largely due to the lack of data for similar or closely related systems.

Certainly the obtained characteristic data for the volumes of activation and reaction as well as the partial molar volumes of reactants and products should be supplemented by other kinetic and thermodynamic parameters such as rate constants, activation enthalpies and entropies, reaction enthalpies *etc.* in order to reach a complete understanding of the mechanisms.

Major problems in the interpretation of ΔV^\ddagger values still remain to be solved. These include for instance the uncertainties in the estimation of ΔV_{sol}^\ddagger , the often unknown temperature and ionic strength dependencies of ΔV^\ddagger , and the complications introduced by the more complex mechanisms. More information is required on the physical meaning of the pressure dependencies of ΔV^\ddagger .

Since there is an increasing interest in high pressure kinetics, it is hoped that some of these problems can be solved as more data become available.

Acknowledgements

The authors gratefully acknowledge financial support from the Deutsche Forschungsgemeinschaft and the Max Buchner Forschungsstiftung.

References

- 1) T. Asano and W. J. le Noble, *Chem. Rev.*, **78**, 407 (1978).
- 2) W. J. le Noble, "High Pressure Chemistry", H. Kelm (Ed.), Reidel, Dordrecht (1978), p. 345.
- 3) W. J. le Noble, High Temp. -High Pressures, in press.
- 4) D. R. Stranks, *Pure Appl. Chem.*, **38**, 303 (1974).
- 5) T. W. Swaddle, *Coord. Chem. Rev.*, **14**, 217 (1974).
- 6) V.E. Sinn, *Coord. Chem. Rev.*, **12**, 185 (1974).
- 7) D. A. Palmer and H. Kelm, "High Pressure Chemistry", H. Kelm (Ed.), Reidel, Dordrecht (1978), p. 435.
- 8) G. A. Lawrance and D. R. Stranks, *Acc. Chem. Res.*, **12**, 403 (1979).
- 9) D. A. Palmer and H. Kelm, *Coord. Chem. Rev.*, in press.
- 10) H. Eyring, *J. Chem. Phys.*, **3**, 107 (1935).
- 11) D. A. Palmer and H. Kelm, "High Pressure Chemistry", H. Kelm (Ed.), Reidel, Dordrecht (1978), p. 281.
- 12) A. R. Osborn and E. Whalley, *Can. J. Chem.*, **39**, 1094 (1961).
- 13) F. K. Fleischmann, E. G. Conze, D. R. Stranks and H. Kelm, *Rev. Sci. Instrum.*, **45**, 1427 (1974).
- 14) M. Kotowski, D. A. Palmer and H. Kelm, *Inorg. Chem.*, **18**, 2555 (1979).
- 15) J. Jonas, "High Pressure Chemistry", H. Kelm (Ed.), Reidel, Dordrecht (1978), p. 65.
- 16) K. Heremans, "High Pressure Chemistry", H. Kelm (Ed.), Reidel, Dordrecht (1978), p. 311.
- 17) R. van Eldik, D. A. Palmer, R. Schmidt and H. Kelm, *Inorg. Chim. Acta*, in press.
- 18) E. F. Caldin, M. W. Grant, B. B. Hasinoff and P. A. Tregloan, *J. Phys. (E)*, **6**, 349 (1973).
- 19) A. Jost, *Ber. Bunsenges. Phys. Chem.*, **78**, 300 (1974).
- 20) M. J. Blandamer and J. Burgess, *Coord. Chem. Rev.*, **31**, 93 (1980).

- 21) J. G. Kirkwood, *J. Chem. Phys.*, **2**, 351 (1934).
- 22) R. van Eldik, D. A. Palmer and H. Kelm, *Inorg. Chem.*, **18**, 1520 (1979).
- 23) T. Asano, *Rev. Phys. Chem. Japan*, **49**, 109 (1979).
- 24) E. F. Caldin and B. B. Hasinoff, *J. Chem. Soc. Faraday I*, 515 (1975).
- 25) W. Rindermann, Diploma Thesis, University of Frankfurt (1979).
- 26) S. J. Dickson and J. B. Hyne, *Can. J. Chem.*, **49**, 2394 (1971).
- 27) H.-D. Brauer and H. Kelm, *Z. Phys. Chem. N. F.*, **79**, 96 (1972).
- 28) W. Rindermann, D. A. Palmer, and H. Kelm, *Inorg. Chim. Acta*, **40**, 179 (1980).
- 29) W. E. Jones, L. R. Carey, and T. W. Swaddle, *Can. J. Chem.*, **50**, 2739 (1972).
- 30) G. Guastalla and T. W. Swaddle, *ibid.*, **51**, 821 (1973).
- 31) D. A. Palmer and H. Kelm, *Inorg. Chem.*, **16**, 3139 (1977).
- 32) C. H. Langford and W. R. Muir, *J. Amer. Chem. Soc.*, **89**, 3141 (1967).
- 33) H. R. Hunt and H. Taube, *ibid.*, **80**, 2642 (1958).
- 34) T. W. Swaddle and D. R. Stranks, *ibid.*, **94**, 8357 (1972).
- 35) S. B. Tong and T. W. Swaddle, *Inorg. Chem.*, **13**, 1538 (1974).
- 36) S. B. Tong, H. R. Krouse and T. W. Swaddle, *ibid.*, **15**, 2643 (1976).
- 37) Y. Ducommun, W. L. Earl and A. E. Merbach, *ibid.*, **18**, 2754 (1979).
- 38) Y. Ducommun, K. E. Newman and A. E. Merbach, *Helv. Chim. Acta*, **62**, 2511 (1979).
- 39) D. L. Carle and T. W. Swaddle, *Can. J. Chem.*, **51**, 3795 (1973).
- 40) S. T. D. Lo and T. W. Swaddle, *Inorg. Chem.*, **14**, 1878 (1975).
- 41) S. T. D. Lo, E. M. Oudemans, J. C. Hansen and T. W. Swaddle, *Can. J. Chem.*, **54**, 3685 (1976).
- 42) S. T. D. Lo, M. J. Sisley, and T. W. Swaddle, *ibid.*, **56**, 2609 (1978).
- 43) F. K. Meyer, K. E. Newman, and A. E. Merbach, *Inorg. Chem.*, **18**, 2142 (1979).
- 44) F. K. Meyer, K. E. Newman and A. E. Merbach, *J. Amer. Chem. Soc.*, **101**, 5588 (1979).
- 45) K. E. Newman, F. K. Meyer and A. E. Merbach, *ibid.*, **101**, 1470 (1979).
- 46) C. Ammann, P. Moore, A. E. Merbach, and C. H. McAteer, *Helv. Chim. Acta*, **63**, 268 (1980).
- 47) H. Vanni and A. E. Merbach, *Inorg. Chem.*, **18**, 2758 (1979).
- 48) R. Good and A. E. Merbach, *ibid.*, **14**, 1030 (1975).
- 49) A. E. Merbach and J.-C. Bünzli, *Helv. Chim. Acta*, **55**, 1903 (1972).
- 50) C. M. P. Favez and A. E. Merbach, *ibid.*, **60**, 2695 (1977).
- 51) F. K. Meyer, W. L. Earl and A. E. Merbach, *Inorg. Chem.*, **18**, 888 (1979).
- 52) D. R. Stranks and N. Vanderhoek, *ibid.*, **15**, 2645 (1976).
- 53) R. van Eldik and G. M. Harris, *ibid.*, **18**, 1997 (1979).
- 54) M. T. Fairhurst and T. W. Swaddle, *ibid.*, **18**, 3241 (1979).
- 55) D. A. Palmer and H. Kelm, *Z. anorg. allg. Chem.*, **450**, 50 (1979).
- 56) K. E. Hyde, D. A. Palmer and H. Kelm, *Inorg. Chem.*, **17**, 1647 (1978).
- 57) D. A. Palmer, R. Schmidt, R. van Eldik and H. Kelm, *Inorg. Chim. Acta*, **29**, 261 (1978).
- 58) T. R. Sullivan, D. R. Stranks, J. Burgess and R. I. Haines, *J. Chem. Soc. Dalton Trans.*, 1460 (1977).
- 59) G. A. Lawrance, D. R. Stranks and S. Suvachittanont, *Inorg. Chem.*, **18**, 83 (1979).
- 60) D. A. Palmer and H. Kelm, *Inorg. Chim. Acta*, **19**, 117 (1976).
- 61) D. A. Palmer and H. Kelm, *Aust. J. Chem.*, **32**, 1415 (1979).
- 62) R. van Eldik, D. A. Palmer and H. Kelm, *Inorg. Chem.*, **18**, 572 (1979).
- 63) D. A. Palmer, R. van Eldik and H. Kelm, *Z. anorg. allg. Chem.*, **468**, 77 (1980).
- 64) W. E. Jones and T. W. Swaddle, *Chem. Comm.*, 998 (1969).
- 65) D. L. Gay and R. Nalepa, *Can. J. Chem.*, **48**, 910 (1970).
- 66) M. J. Sisley and T. W. Swaddle, submitted for publication.
- 67) T. W. Swaddle, private communication (1980).
- 68) G. A. Lawrance and S. Suvachittanont, *Inorg. Chim. Acta*, **44**, L61 (1980).
- 69) G. Daffner, D. A. Palmer and H. Kelm, to be published.
- 70) J.-M. Lucie, D. R. Stranks and J. Burgess, *J. Chem. Soc. Dalton Trans.*, 245 (1975).
- 71) D. A. Palmer, R. van Eldik, T. P. Dasgupta and H. Kelm, *Inorg. Chim. Acta*, **34**, 91 (1979).
- 72) W. Weber, Diploma Thesis, University of Frankfurt (1980).
- 73) H. E. Brower, L. Hathaway, and K. R. Brower, *Inorg. Chem.*, **5**, 1899 (1966).

- 74) D. A. Palmer and H. Kelm. *Inorg. Chim. Acta*, **39**, 275 (1980).
- 75) R. van Eldik, D. A. Palmer, H. Kelm and W. J. Louw. *Inorg. Chem.*, **19**, 3551 (1980).
- 76) R. Romeo, D. Minitti and M. Trozzi, *ibid.*, **15**, 1134 (1976).
- 77) C. T. Burris and K. J. Laidler. *Trans. Faraday Soc.*, **51**, 1497 (1955).
- 78) Y. Kitamura, *Bull. Chem. Soc. Jpn.*, **50**, 2097 (1977).
- 79) D. A. Palmer, *Aust. J. Chem.*, **32**, 2589 (1979).
- 80) C. H. Langford. *Inorg. Chem.*, **18**, 3288 (1979).
- 81) T. W. Swaddle. *ibid.*, **19**, 3203 (1980).
- 82) G. A. Lawrance and D. R. Stranks. *ibid.*, **17**, 1804 (1978).
- 83) G. A. Lawrance and D. R. Stranks. *ibid.*, **16**, 929 (1977).
- 84) D. R. Stranks and N. Vanderhoek, *ibid.*, **15**, 2639 (1976).
- 85) A. D. Fowles, D. R. Stranks, T. R. Sullivan and N. Vanderhoek, to be published.
- 86) G. A. Lawrance and S. Suvachittanont, *J. Coord. Chem.*, **9**, 13 (1979).
- 87) P. L. Kendall, G. A. Lawrance and D. R. Stranks, *Inorg. Chem.*, **17**, 1166 (1978).
- 88) E.-G. Conze, H. Stieger and H. Kelm. *Chem. Ber.*, **105**, 2334 (1972).
- 89) G. Faraone, V. Ricevuto, R. Romeo and M. Trozzi, *J. Chem. Soc. A*, 1877 (1971).
- 90) R. Romeo, D. Minitti and M. Trozzi, *Inorg. Chim. Acta*, **14**, L15 (1975).
- 91) H. Kelm, W. J. Louw and D. A. Palmer, *Inorg. Chem.*, **19**, 843 (1980).
- 92) R. Romeo, D. Minitti and S. Lanza, *ibid.*, **18**, 2362 (1979).
- 93) W. J. Louw, R. van Eldik and H. Kelm. *ibid.*, **19**, 2878 (1980).
- 94) M. Mares, D. A. Palmer and H. Kelm. *Inorg. Chim. Acta*, **27**, 153 (1978).
- 95) R. K. Murmann and H. Taube, *J. Amer. Chem. Soc.*, **78**, 4886 (1956).
- 96) F. Basolo and G. S. Hammaker. *Inorg. Chem.*, **1**, 1 (1962).
- 97) W. G. Jackson, G. A. Lawrance, P. A. Lay and A. M. Sargeson, *ibid.*, **19**, 904 (1980).
- 98) D. A. Palmer, R. van Eldik and H. Kelm, *Inorg. Chim. Acta*, **30**, 83 (1978).
- 99) D. A. Buckingham, I. I. Creaser and A. M. Sargeson, *Inorg. Chem.*, **9**, 655 (1970).
- 100) M. Mares, D. A. Palmer and H. Kelm, to be published.
- 101) J. P. Candlin and J. Halpern. *Inorg. Chem.*, **4**, 1086 (1965).
- 102) B. A. Matthews and D. W. Watts. *Inorg. Chim. Acta*, **11**, 127 (1974).
- 103) B. A. Matthews and D. W. Watts, *Aust. J. Chem.*, **29**, 97 (1976).
- 104) B. A. Matthews, J. V. Turner and D. W. Watts, *ibid.*, **29**, 551 (1976).
- 105) K. R. Beckham and D. W. Watts. *ibid.*, **32**, 1425 (1979).
- 106) R. van Eldik, D. A. Palmer and H. Kelm. *Inorg. Chim. Acta*, **29**, 253 (1978).
- 107) K. Angermann, R. van Eldik, H. Kelm and F. Wasgestian. *Inorg. Chem.*, in press.
- 108) A. D. Kirk and G. B. Porter. *J. Phys. Chem.*, **84**, 2998 (1980).
- 109) K. Angermann, R. van Eldik, H. Kelm and F. Wasgestian. *Inorg. Chim. Acta*, in press.

Institute for Physical Chemistry
 University of Frankfurt
 Robert Mayer Strasse 11, 6000 Frankfurt/Main
 West Germany